



Custom Reports

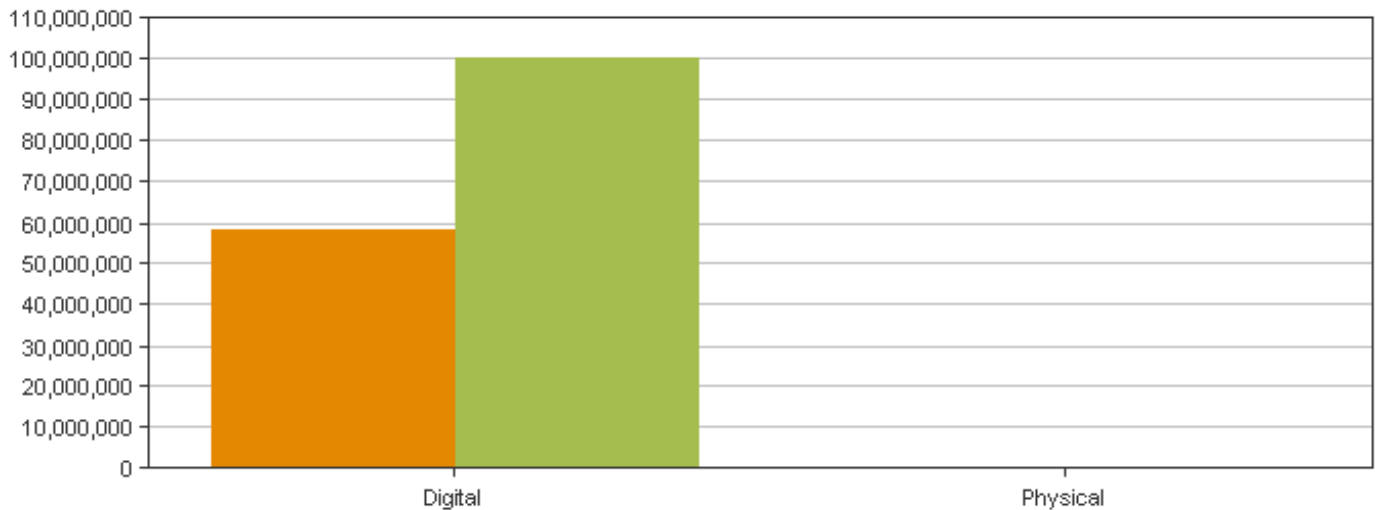
Period: December 2022

Creation Date: 19/03/2023

Total Market Group (December 2022)

Year	Medium	Local	International	Total
2021	Digital	R 10,749,698.15	R 47,536,347.32	R 58,286,045.47
2021	Physical	R 10,388.00	R 52,790.13	R 63,178.13
TOTAL 2021		R 10,760,086.15	R 47,589,137.45	R 58,349,223.60
2022	Digital	R 13,450,670.58	R 86,838,598.21	R 100,289,268.79
2022	Physical	R 15,055.94	R 310,262.58	R 325,318.52
TOTAL 2022		R 13,465,726.52	R 87,148,860.79	R 100,614,587.31
VARIANCE		25.15%	83.13%	72.44%

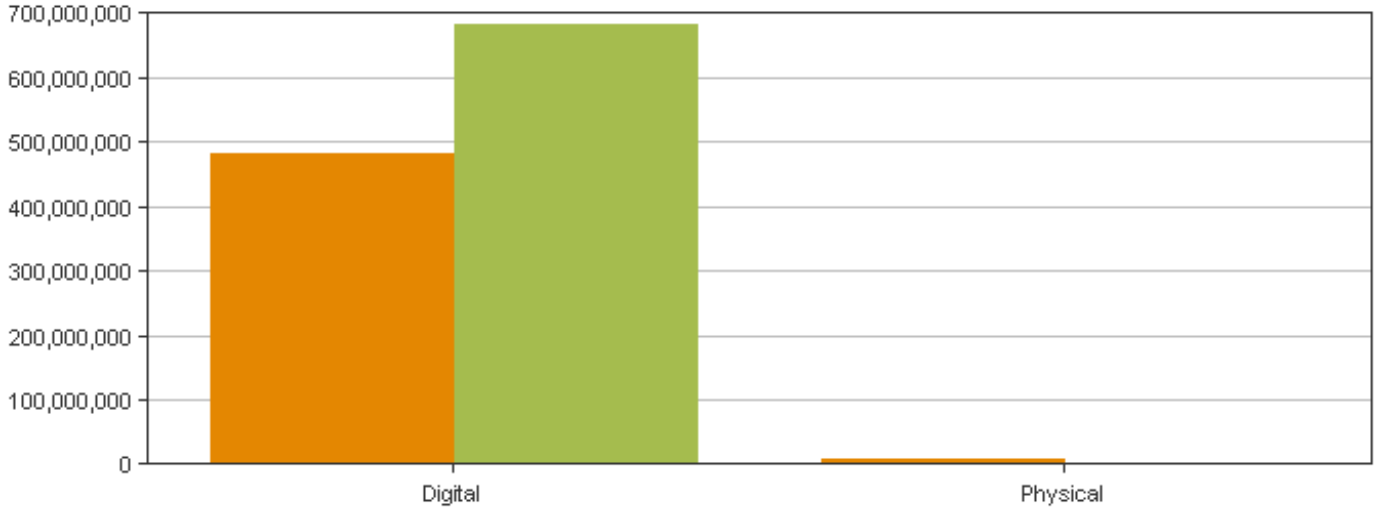
2021 2022



Total Market Group (January 2022 to December 2022)

Year	Medium	Local	International	Total
2021	Digital	R 93,007,110.72	R 389,341,196.25	R 482,348,306.97
2021	Physical	R 2,855,210.35	R 3,915,030.77	R 6,770,241.12
TOTAL 2021		R 95,862,321.07	R 393,256,227.02	R 489,118,548.09
2022	Digital	R 118,509,050.19	R 562,838,098.21	R 681,347,148.40
2022	Physical	R 812,971.14	R 1,744,710.78	R 2,557,681.92
TOTAL 2022		R 119,322,021.33	R 564,582,808.99	R 683,904,830.32
VARIANCE		24.47%	43.57%	39.82%

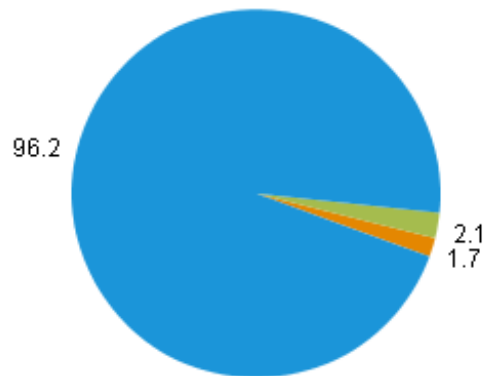
2021 2022



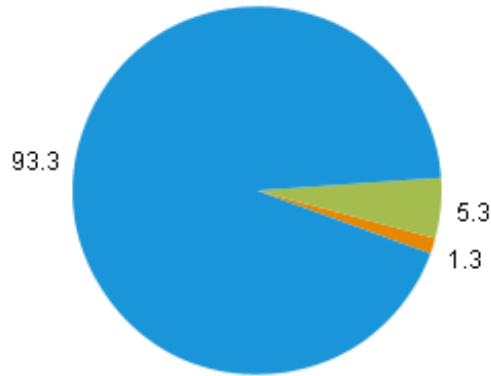
Digital Breakdown (December 2022)

Year	Medium	Local	International	Total
2021	Digital Downloads	R 196,108.35	R 810,670.69	R 1,006,779.04
2021	Digital Mobile	R 471,075.99	R 757,655.05	R 1,228,731.04
2021	Digital Streaming	R 10,082,513.81	R 45,968,021.58	R 56,050,535.39
TOTAL 2021		R 10,749,698.15	R 47,536,347.32	R 58,286,045.47
2022	Digital Downloads	R 162,609.72	R 1,169,341.08	R 1,331,950.80
2022	Digital Mobile	R 3,060,726.96	R 2,299,514.58	R 5,360,241.54
2022	Digital Streaming	R 10,227,333.90	R 83,369,742.55	R 93,597,076.45
TOTAL 2022		R 13,450,670.58	R 86,838,598.21	R 100,289,268.79
VARIANCE		25.13%	82.68%	72.06%

■ Digital Downloads
 ■ Digital Mobile
 ■ Digital Streaming



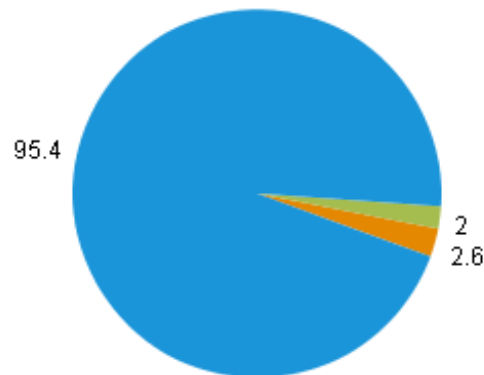
■ Digital Downloads
 ■ Digital Mobile
 ■ Digital Streaming



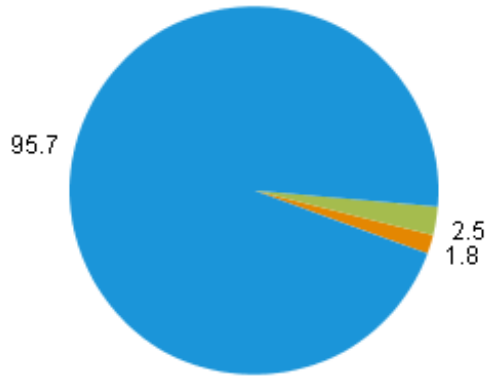
Digital Breakdown (January 2022 to December 2022)

Year	Medium	Local	International	Total
2021	Digital Downloads	R 2,734,555.69	R 9,701,088.44	R 12,435,644.13
2021	Digital Mobile	R 5,220,806.43	R 4,552,535.17	R 9,773,341.60
2021	Digital Streaming	R 85,051,748.60	R 375,087,572.64	R 460,139,321.24
TOTAL 2021		R 93,007,110.72	R 389,341,196.25	R 482,348,306.97
2022	Digital Downloads	R 2,251,159.80	R 10,099,149.36	R 12,350,309.16
2022	Digital Mobile	R 7,227,614.91	R 9,482,096.84	R 16,709,711.75
2022	Digital Streaming	R 109,030,275.48	R 543,256,852.01	R 652,287,127.49
TOTAL 2022		R 118,509,050.19	R 562,838,098.21	R 681,347,148.40
VARIANCE		27.42%	44.56%	41.26%

■ Digital Downloads
 ■ Digital Mobile
 ■ Digital Streaming



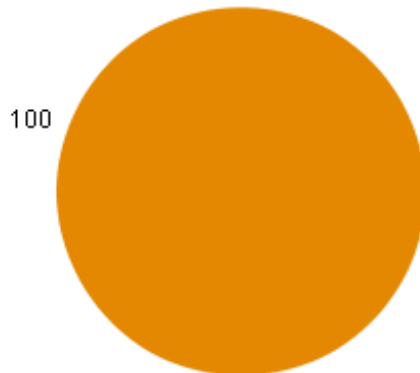
■ Digital Downloads
 ■ Digital Mobile
 ■ Digital Streaming



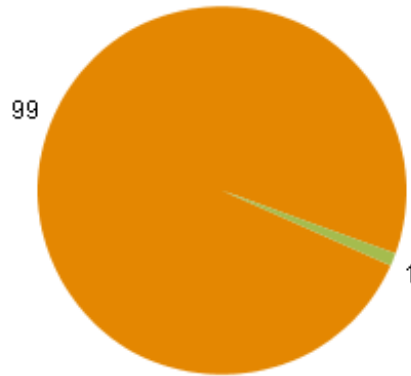
Physical Breakdown (December 2022)

Year	Medium	Local	International	Total
2021	Compact Discs	R 10,388.00	R 52,790.13	R 63,178.13
TOTAL 2021		R 10,388.00	R 52,790.13	R 63,178.13
2022	Compact Discs	R 15,055.94	R 308,590.58	R 323,646.52
2022	Vinyl	R 0.00	R 1,672.00	R 1,672.00
TOTAL 2022		R 15,055.94	R 310,262.58	R 325,318.52
VARIANCE		44.94%	487.73%	414.92%

■ Compact Discs



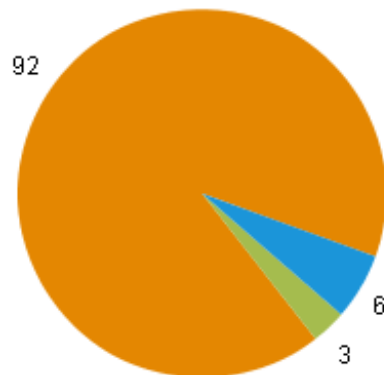
Compact Discs Vinyl



Physical Breakdown (January 2022 to December 2022)

Year	Medium	Local	International	Total
2021	Compact Discs	R 2,739,776.55	R 3,456,267.69	R 6,196,044.24
2021	DVD	R 57,863.29	R 128,876.74	R 186,740.03
2021	Vinyl	R 57,570.51	R 329,886.34	R 387,456.85
TOTAL 2021		R 2,855,210.35	R 3,915,030.77	R 6,770,241.12
2022	Compact Discs	R 812,278.69	R 1,730,592.28	R 2,542,870.97
2022	DVD	R 692.45	R 264.00	R 956.45
2022	Vinyl	R 0.00	R 13,854.50	R 13,854.50
TOTAL 2022		R 812,971.14	R 1,744,710.78	R 2,557,681.92
VARIANCE		-71.53%	-55.44%	-62.22%

Compact Discs DVD Vinyl



Compact Discs DVD Vinyl

