
Centre national
de la musique



Indicators of musical diversity in musical streaming

2022

Methodology and precautions

A sample group of six music streaming platforms



Period
2022



Sample group
Amazon Music, Apple Music, Deezer, Qobuz, Spotify, YouTube / YouTube Music



Geographic scope
All streams in France including content from all countries.



Musical scope
Aggregated **Top 10,000** songs with the most streams from the sample group of streaming platforms.



Duration
As per industry standard, one stream equates to a listening time of at least **30 consecutive seconds**.



Data processing
Duplicate entries and artificial streams have been removed from the data provided by the streaming platforms on songs and artists-performers.



Methodological precautions
The **different types of playlists** were identified from data collected by **Spotify, Deezer et Amazon Music**.

Indicators measuring diversity

Music genre: The CNM has identified the following music subgenre categories: Dance-electro / R&B-soul / Jazz-Blues / Latino / Classical music / Contemporary classical music/ Lyric opera music/ Traditional folk and global music / Rap / Reggae / Rock-metal / Variety-pop
(The emergence of Afro as a music genre has been observed. As such, this genre will be added to the list of music genres for future observations.)

Track age category: The notions of new, recurrent and gold have been retained. A track's age will be calculated from its release date on the platform.

- New: less than 12 months
- Recurrent: between 12 and 36 months
- Gold: more than 36 months

Language in which song is sung: Language recognition software is used on the song's lyrics to determine in which language a song is sung. A song's language representativeness score is as follows:

- French-speaking: if more than 50% of the words are in French
- Instrumental: if the song features no words

Level of artist development: Based on SNEP/UPFI certifications, the list of established artists is drawn up by the CSA and communicated to the CNM. Any artist not on the list will be considered as an emerging artist.

Gender of lead singer: For **exploratory purposes**, the lead singer's gender integrates an array of diversity indicators. It is **calculated using the tone of the voice** (female, male or mixed if several singers, or undetermined) in a song.

Playlist types

- **User playlist:** playlist of a user subscribed to the music streaming platform.
- **Playlist proposed by the platform:** editorial or algorithmic playlist made available by the platform.
- **Non-playlist:** listening sources other than user playlist or playlist offered by the platform.

Number of artists, streams, labels and distributors

The top 10,000 songs with the most streams, created by aggregating data from the 6 platforms, total almost 60 billion streams and more than 4,700 artists

Sample group

amazon music

Apple Music

deezer

qobuz

Spotify

YouTube

YouTube Music

59.6

bn streams

for the aggregated top
10,000 songs

4,740

Artists

under

1,674

Labels

whose songs have been released on
the platforms by

63

Distributors

Musical diversity

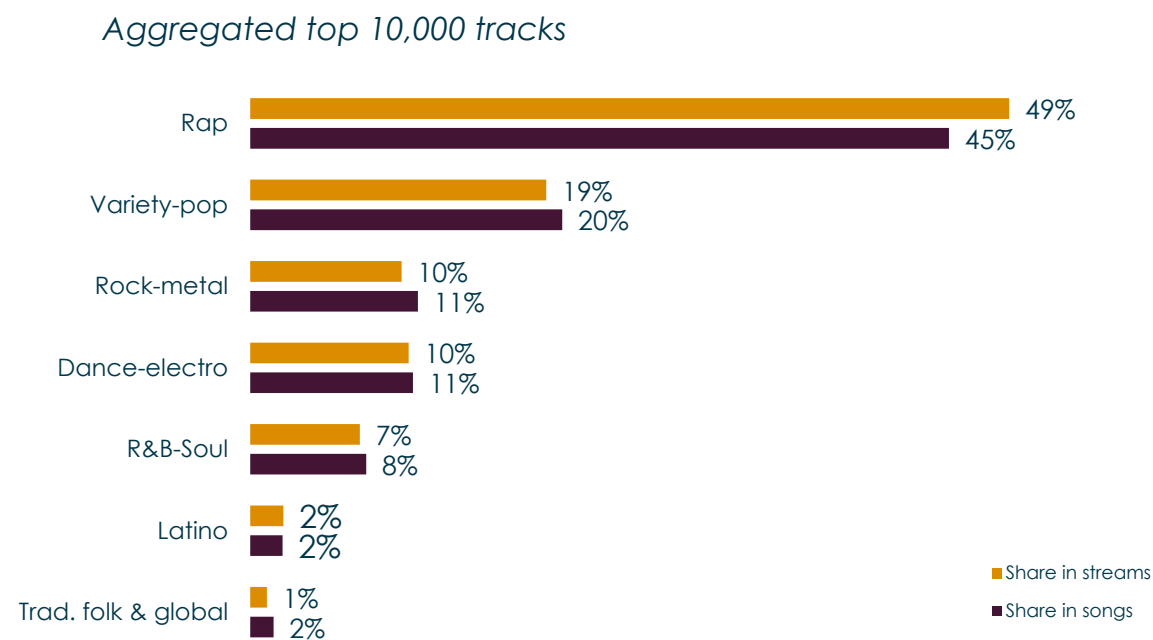
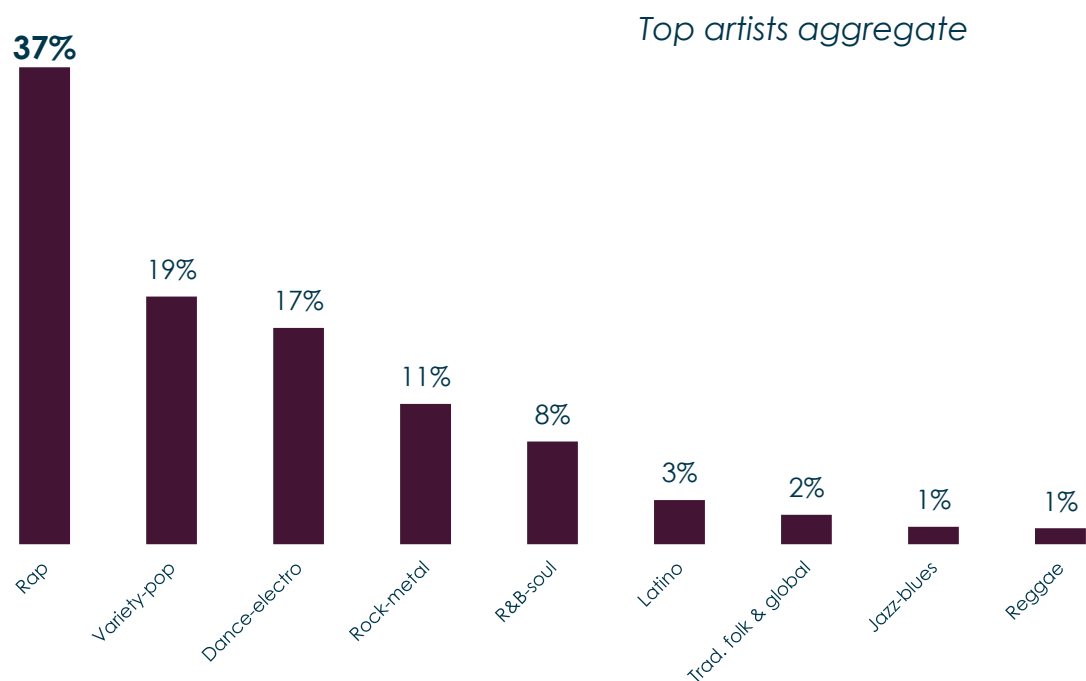
Music streaming

A large orange rectangular bar with a white horizontal line running through its center. The text 'music genres' is positioned to the right of the bar, with 'music' in white and 'genres' in dark purple.

music genres

Breakdown by music genre

Rap is the leading genre for the most-streamed artists, as well as for the top 10,000 songs



With **nearly 30 billion streams and 4,518 songs**, rap accounts for **more than 45% of the aggregated top 10,000 songs** and **49%** of streams. **37%** of top artists are referenced as rap artists, followed by variety-pop (19%) and dance-electro (17%).

Jazz-blues, reggae and classical/contemporary classical/lyric genres represent less than 1% in terms of both streams and songs.

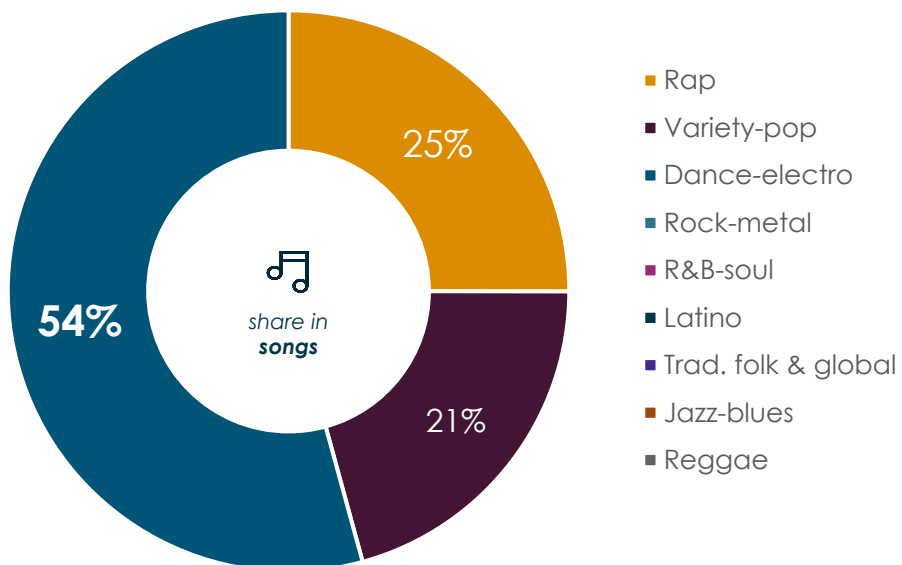
A large orange rectangular graphic with a white horizontal line on the left side, serving as a background for the text.

Track age category

Breakdown by track age category in the aggregate top 10,000 tracks

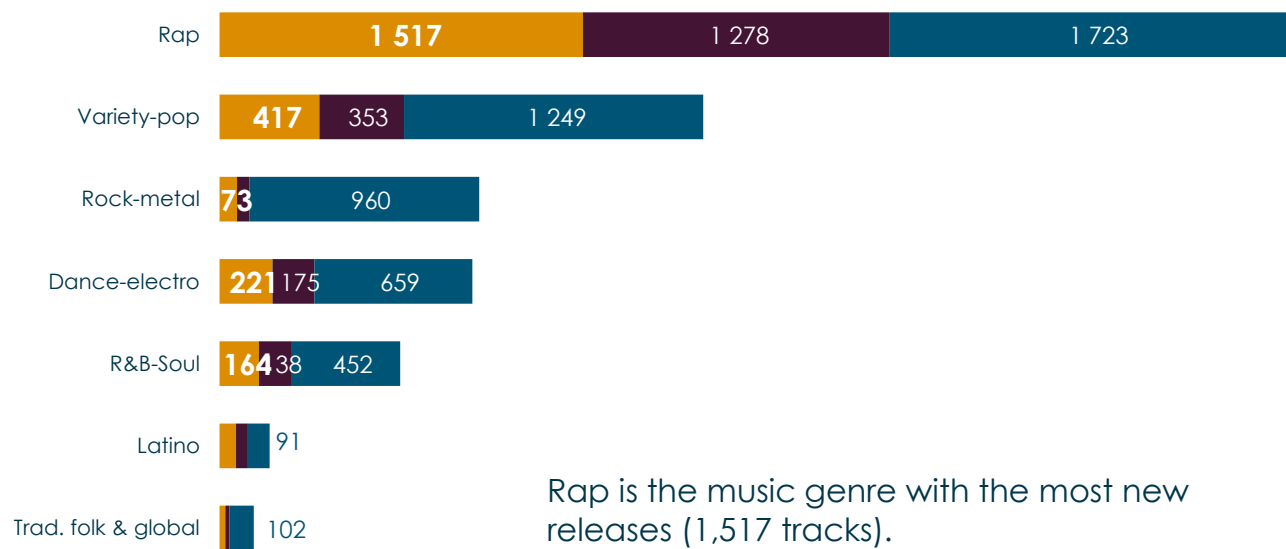
Across all music genres observed, the majority of songs streamed are from the gold age category.

54% of songs streamed are **gold**



New: less than 12 months
 Recurrent: between 12 and 36 months
 Gold: more than 36 months

Breakdown of track age category by music genre share in **songs**

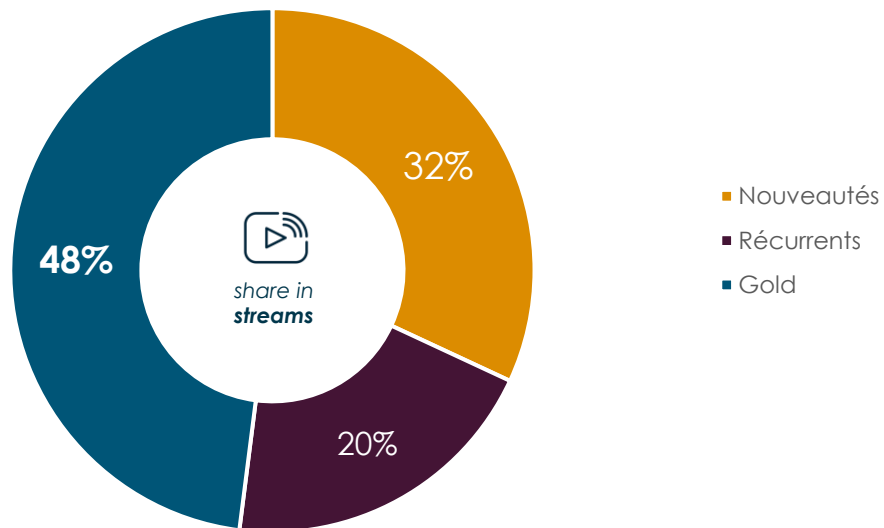


Rap is the music genre with the most new releases (1,517 tracks).

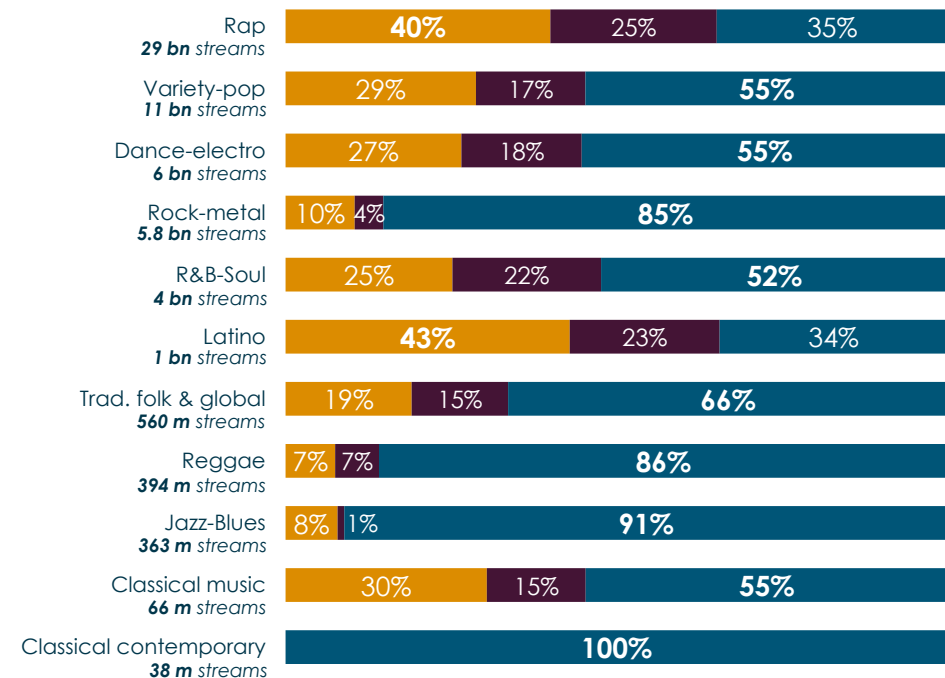
Breakdown by track age category in the aggregate top 10,000 tracks

Rap and Latino are the only music genres where new releases generate the most streams. The majority of streams for the other genres mainly concern songs in the gold age category.

48% of streams are generated by songs in the **gold** age category



Breakdown of track age category by music genre
Share in **streams**

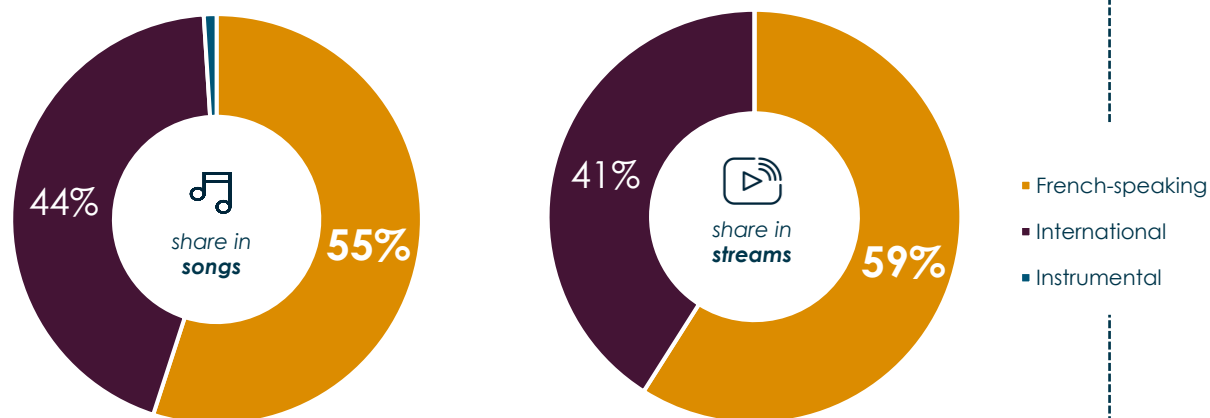


— Language in which song is sung

Breakdown by language in which song is sung in the aggregate top 10,000 tracks

Almost two thirds of streams are sung in French

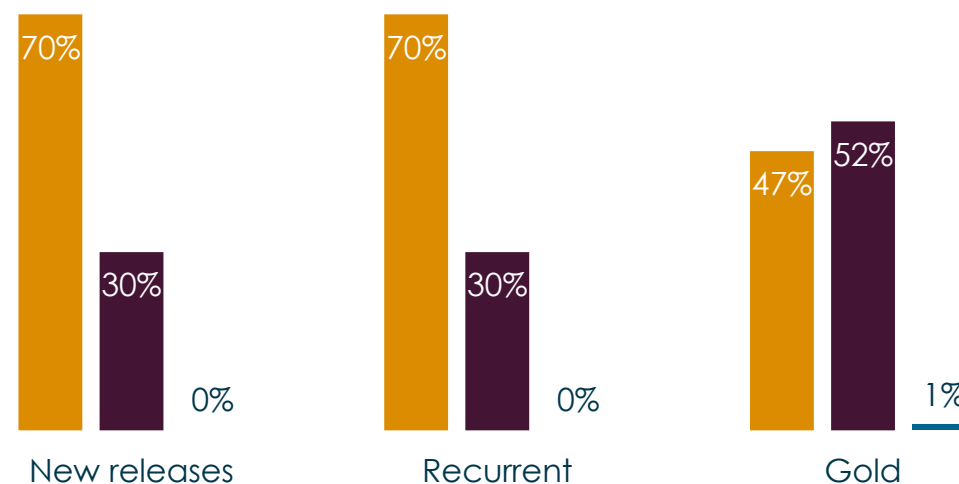
Language in which song is sung



59% of streams relate to **songs sung in French**

The aggregate top 10,000 includes only 89 instrumental songs. This implies that the total of its streams, compared to the overall volume of the top songs, results in a share for instrumental music equivalent to between 0 to 1%.

Breakdown of track age category by language in which song is sung
share in **streams**

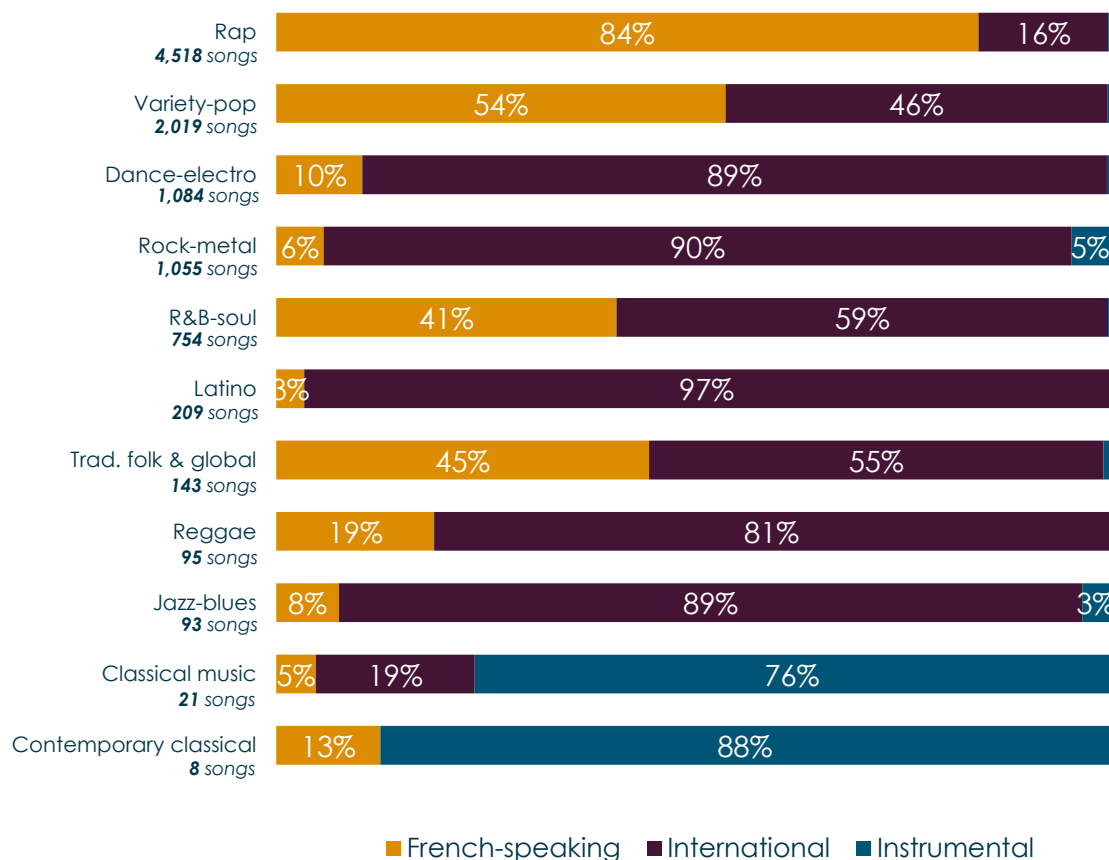


70% of streams of **new releases** are generated by songs **sung in French**

Breakdown by language in which song is sung by music genre

Rap and variety-pop are the music genres where songs sung in French predominate

Share in **songs**



The majority of rap (84%) and variety-pop (54%) songs are identified as being sung in French.

Classical music (76%) and contemporary classical music (88%) are the two genres where instrumental songs are the majority.

Across all the other genres, international songs are the most predominant.

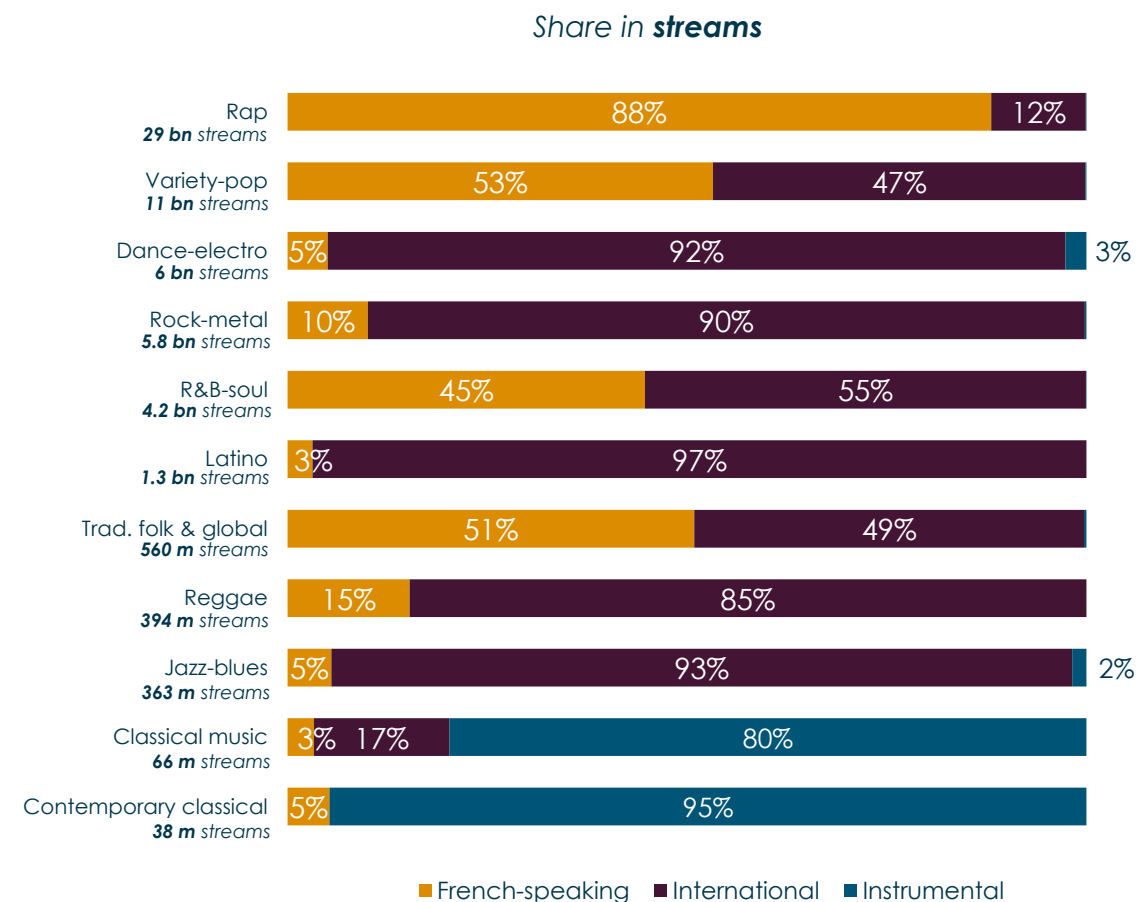
Breakdown by language in which song is sung by music genre

Rap, variety-pop and traditional folk and global music are the music genres where songs sung in French predominate, in terms of share in streams

Rap (88%), variety-pop (53%), and traditional folk and global music (51%) are the genres where songs identified as being sung in French generate the most streams.

For classical (80%) and contemporary classical (95%) music, the majority of streams are generated by instrumental songs.

Across all the other genres, international songs are the most predominant.



A horizontal orange bar with a white line that starts on the left edge and tapers to the right, ending at the start of the text.

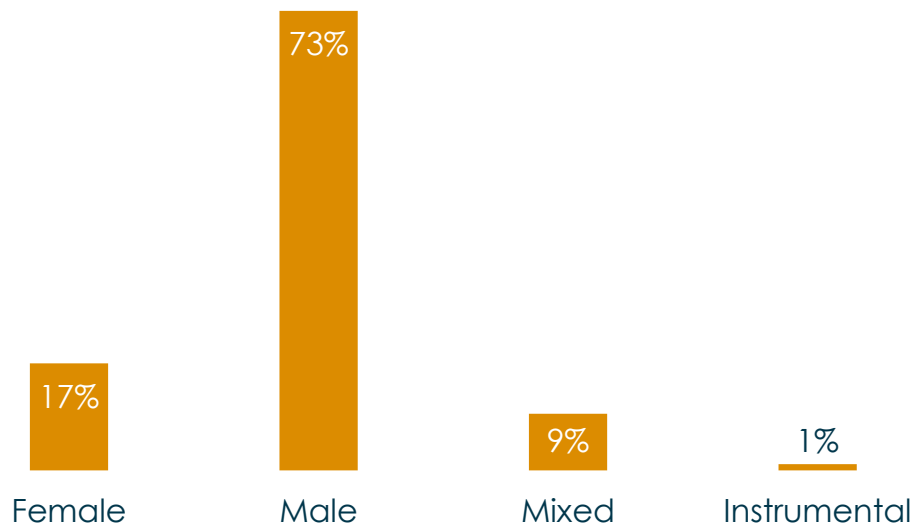
Gender of lead artist

Breakdown of gender of lead singer in the aggregate top 10,000 tracks

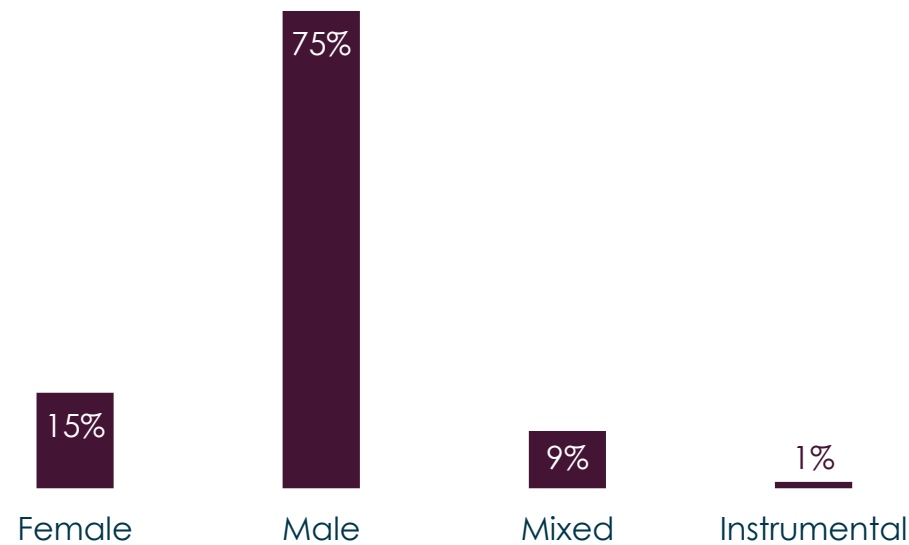
The female vocal tone represents between 15 to 17% of the share in both songs and streams

In the aggregate top 10,000 songs, **1,735 have a female vocal tone and total more than 9.1 billion streams (13%)**. 867 tracks are mixed, i.e. 9% of total streams. The male vocal tone is still largely predominant.

Share in **songs**



Share in **streams**



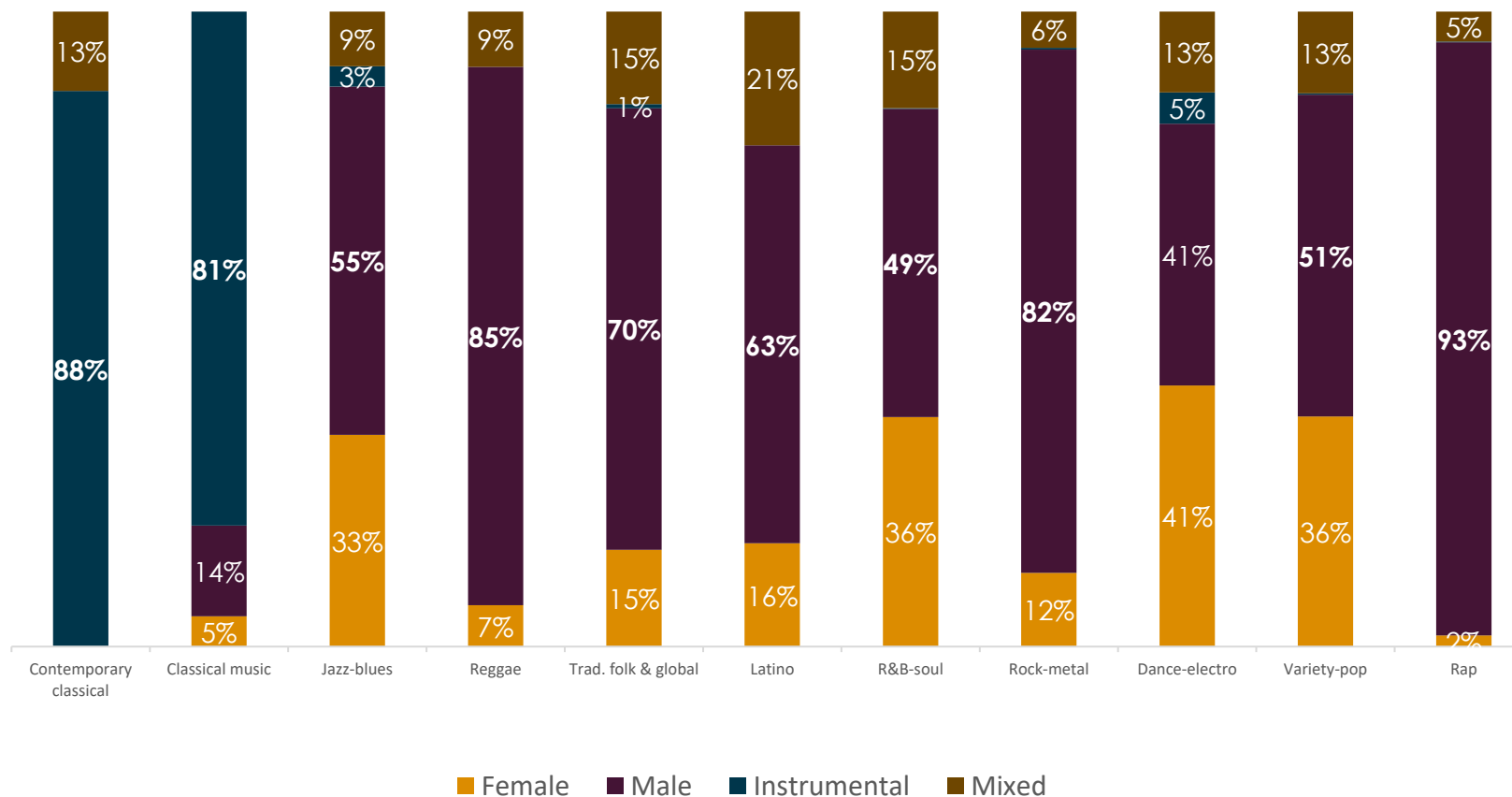
Breakdown of gender of lead singer in the aggregate top 10,000 tracks

In terms of the number of songs, the share of songs with a female vocal tone is equal to those with a male vocal tone in the dance-electro genre.

41%

Dance-electro is the only music genre which achieves a male/female gender balance.

Men are in the majority in other genres, with the exception of contemporary classical and classical music genres, which are predominated by instrumental music.



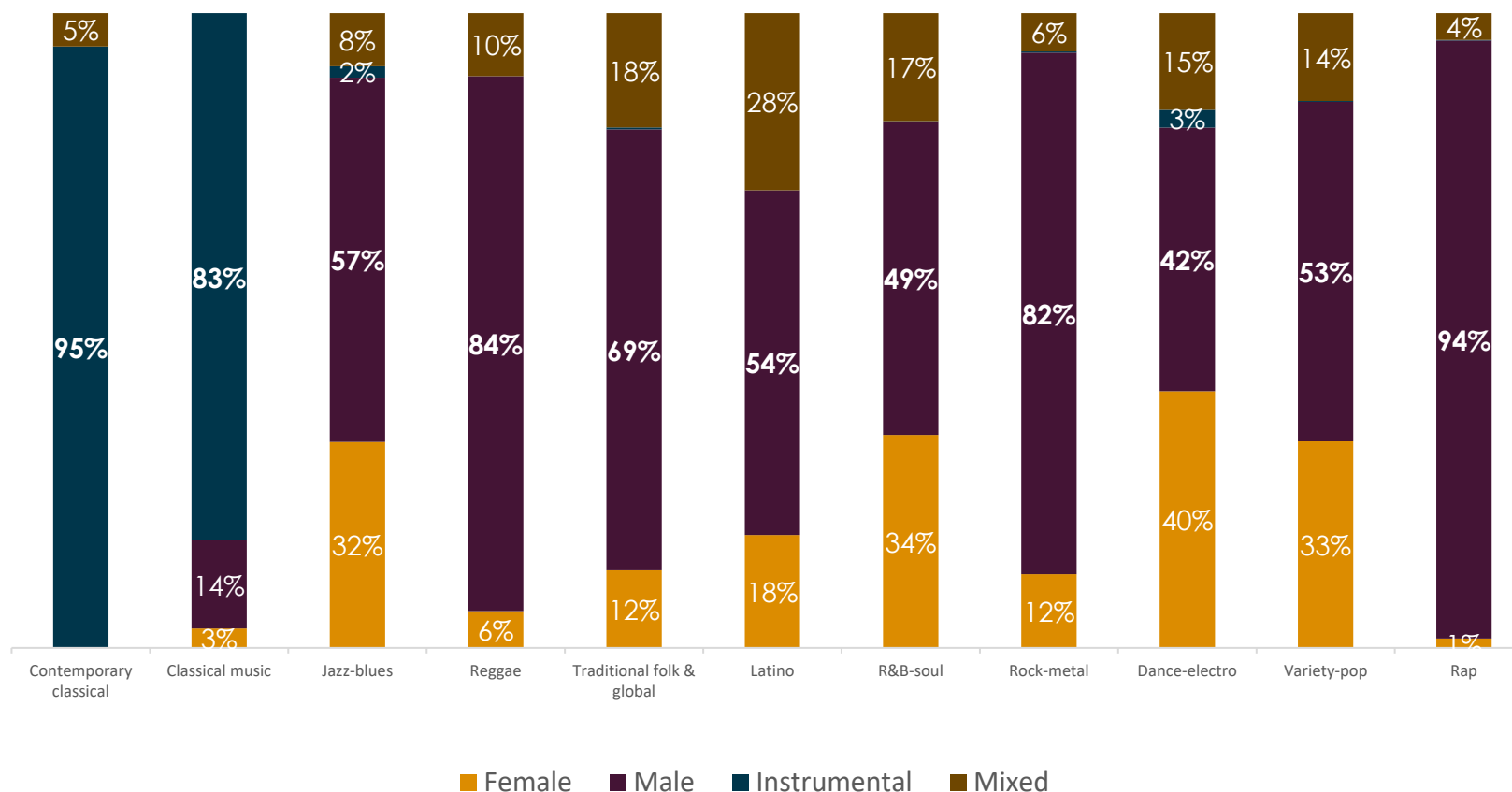
Breakdown of gender of lead singer in the aggregate top 10,000 tracks

In terms of the number of streams, dance-electro is the only genre to almost achieve a male/female vocal tone gender balance.

40%

Dance-electro is the only music genre where the share of streams made by women is almost equal to men.

Men are largely in the majority in other genres, with the exception of contemporary classical and classical music, which is predominated by instrumental music.



Musical diversity

Music streaming



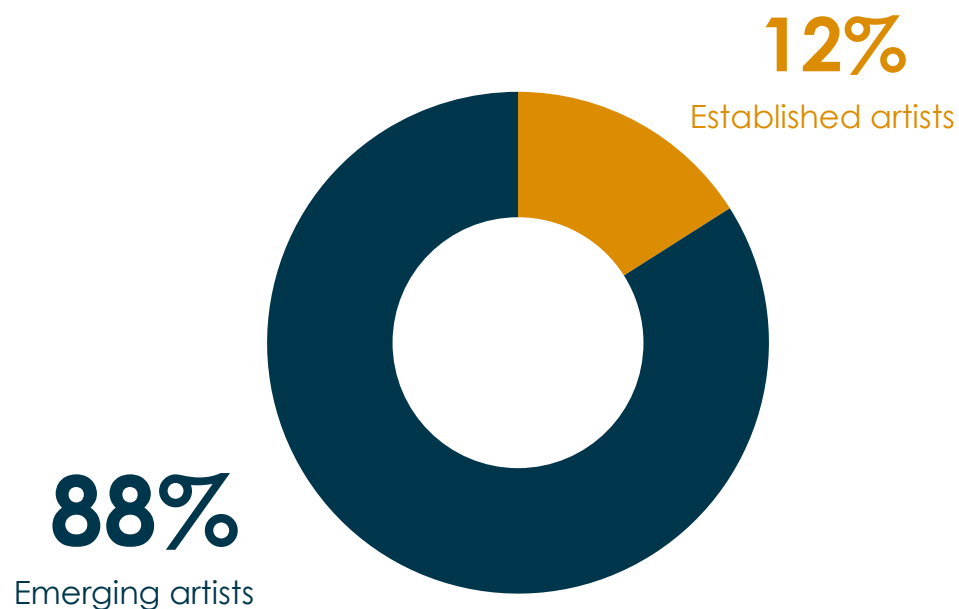
— Level of artist development

Breakdown by level of artist development

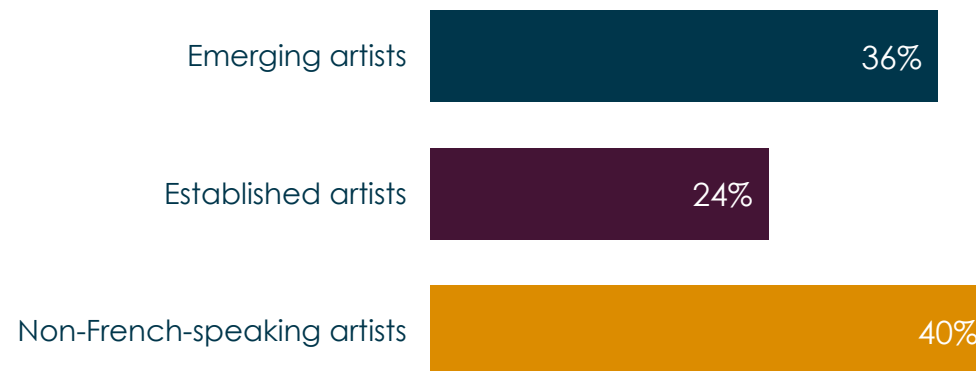
Emerging artists represent 88% of French-speaking artists

Of the 4,740 artists in the top artists aggregate, 2,027 are French-speaking (43%). Amongst them, **88% are emerging acts who account for 36% of total streams**. Women represent 9% of new emerging acts and 21% of established artists.

The top French-speaking artists



Aggregate top 10,000
Share in **streams**



Musical diversity

Music streaming

A horizontal orange bar with a white line that starts on the left edge and tapers to a point on the right, pointing towards the text.

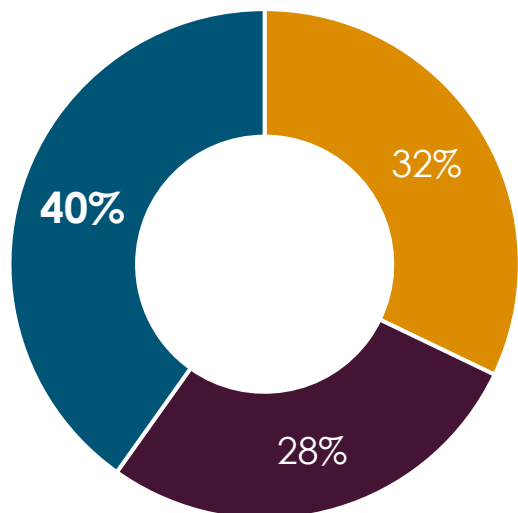
Playlist type

Breakdown of listening source (Deezer, Spotify and Amazon Music only)

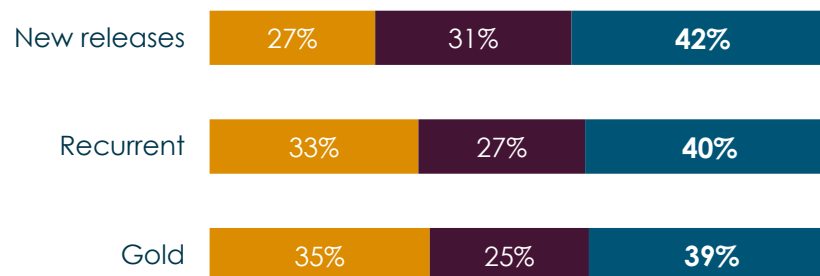
Non-playlist is the playlist type with the most streams

Non-playlist as the listening source, i.e. when songs are listened to independently of a playlist, is predominant in the aggregated top 10,000 (40%), both when broken down by track age category and by the language sung. This is followed by user playlists (32%) then platform playlists (28%). **72% of streams come from a user-operated listening source.**

Playlist type – listening behaviour share in **streams**

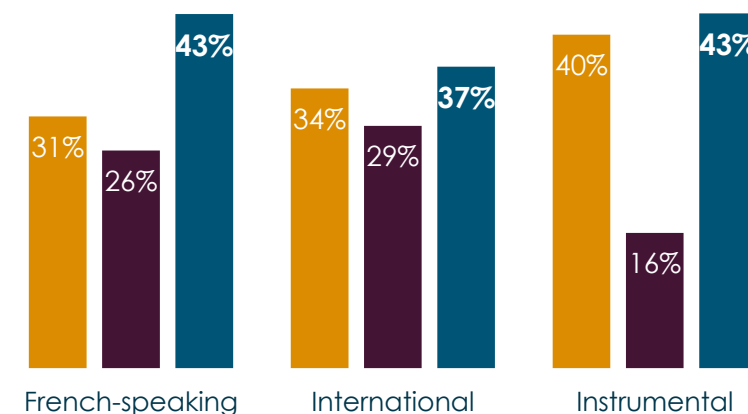


Track age category



- User playlists
- Playlist proposed by the platform
- Non-playlist

Listening source by song language type share in **streams**



Musical diversity

Music streaming

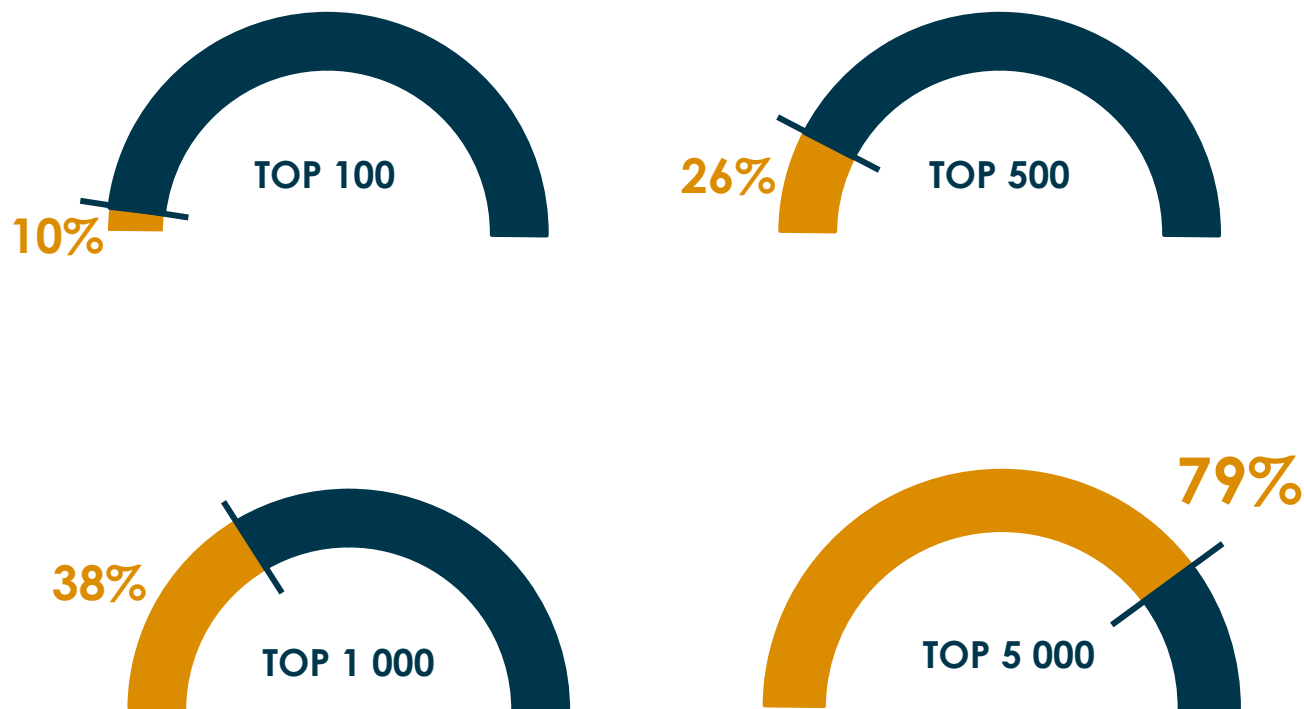
A large orange rectangular bar with a white horizontal line running across its middle. The text 'Top charts' is positioned to the right of the bar, with 'Top' in white and 'charts' in dark purple.

Top charts

Weight of different top charts within the aggregate top 10,000 tracks

Out of the top 10,000 songs, the top 5,000 accounts for 79% of streams

The top 100 accounts for 10% of total streams and **the top 5,000 songs in the aggregate top 10,000 account for 79% of total streams**. The most significant progression is observed between the top 10 and the top 50, where the number of streams is multiplied by 3.




AGGREGATE TOP	Share of total streams	<u>Coefficient on the number of streams</u>
Top 10	2%	
Top 50	6%	↻ x3.3
Top 100	10%	↻ x1.5
Top 200	16%	
Top 300	20%	↻ x1.2
Top 400	23%	
Top 500	26%	↻ x1.4
Top 1 000	38%	
Top 2 000	54%	
Top 2 500	59%	
Top 5 000	79%	↻ x1.3
Top 6 000	85%	
Top 7 000	89%	
Top 8 000	93%	
Top 9 000	97%	↻ x1

The top 10 most-streamed artists

The top 10 most-streamed artists from the sample group are men

In 2022, the 10 highest placing artists in the top 10,000 all come from the local catalogue, are all men, and all from the rap genre. Gazo is the only emerging act within this group, the remaining 9 acts are all established artists. The first woman to appear in the top 10,000 is Angèle, all the way at number 24, followed by Billie Eilish at number 30.

1




Jul
(Rap)
208 songs
1.4 bn streams

2




Ninho
(Rap)
74 songs
1.3 bn streams

3




PNL
(Rap)
68 songs
839 m streams

4



Djadja & Dinaz
(Rap)
76 songs
595 m streams

5



Damso
(Rap)
65 songs
595 m streams

6



Orelsan
(Rap)
53 songs
552 m streams

7



Gazo
(Rap)
20 songs
483 m streams

8



Lomopal
(Rap)
39 songs
408 m streams

9



Naps
(Rap)
43 songs
317 m streams

10



SCH
(Rap)
59 songs
315 m streams

The top 10 most-streamed female artists

8 of the top 10 most-streamed female artists are from the variety-pop genre

24



Angèle
(Variety-pop)
28 songs
227 m streams

30



Billie Eilish
(Variety-pop)
37 songs
197 m streams

32




Adèle
(Variety-pop)
22 songs
189 m streams

37



Clara Luciani
(Variety-pop)
17 songs
165 m streams

40



Rihanna
(Variety-pop)
24 songs
153 m streams

41



Aya Nakamura
(R&B-soul)
25 songs
153 m streams

46



Lady Gaga
(Variety-pop)
15 songs
134.6 m streams

47




Céline Dion
(Variety-pop)
22 songs
134.6 m streams

51



Beyoncé
(R&B-soul)
22 songs
124 m streams

61



Nej
(R&B-soul)
20 songs
113 m streams

The top 10 most-streamed collaborations out of the top 10,000 songs


The most-streamed mixed collaborations are mainly from the variety-pop and R&B-soul genres.

38



**Classico
Organisé**
(Rap)
15 songs
157 m streams

104




Angèle, Damso
(Variety-pop)
3 songs
87 m streams

110




**Rosalía, The
Weeknd**
(Latino)
1 song
81 m streams

130



Slimane, Vitaa
(R&B-soul)
10 songs
71 m streams

133



**Aya Nakamura,
Damso**
(R&B-soul)
1 song
70 m streams

137



**Camila Cabello,
Ed Sheeran**
(Variety-pop)
1 song
68 m streams

150




**Dua Lipa, Elton
John, PNAU**
(Dance-electro)
1 song
63 m streams

232



**Bebe Rexha,
David Guetta**
(Dance-electro)
1 song
44 m streams

248



**Bradley Cooper,
Lady Gaga**
(Variety-pop)
2 songs
42 m streams

257



Dadju, Ronisia
(R&B-soul)
1 song
39 m streams

Breakdown : distributors / labels

Breakdown of distributors in the top 10,000

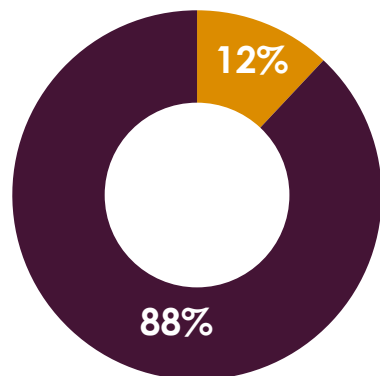
The top 4 distributors represent 88% of streams generated in the top 10,000

The role of the distributor is to host and distribute artists and labels' musical content. Basically, they are responsible for uploading a song online on streaming platforms without prejudice to the origin and identity of the producer of the song.

The data opposite in know way reflects the production share, but rather the content distribution share of the aggregated top 10,000 from the music platform sample group.

[Only based on data collected from Amazon Music, Apple Music, Deezer, Spotify and Qobuz]

Share in *streams*



■ Distributors ■ Top 4 distributors (Universal, Sony, Warner, Believe)



Breakdown of distributors in the top 10,000

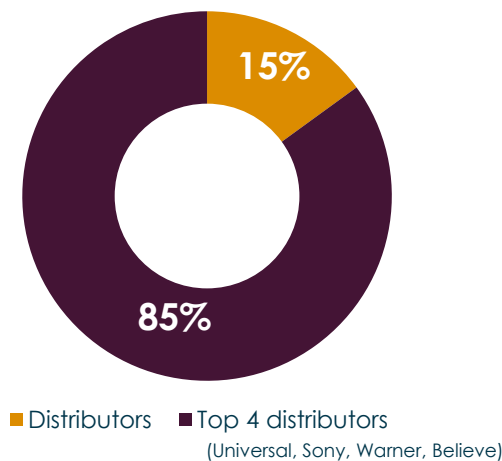
From the aggregated top 10,000 songs, 8,502 come from the top 4 distributors

The role of the distributor is to host and distribute artists and labels' musical content. Basically, they are responsible for uploading a song online on streaming platforms without prejudice to the origin and identity of the producer of the song.

The data opposite in know way reflects the production share, but rather the content distribution share of the aggregated top 10,000 from the music platform sample group.

[Only based on data collected from Amazon Music, Apple Music, Deezer, Spotify and Qobuz]

Share in songs



Centre national
de la musique

cnm